



EnergyLine Pro

HEAT PUMP

The summit of energy utilisation systems.

Striving to the peak of energy efficiency, the Hayward® EnergyLine Pro Heat Pump comfortably extends your swimming season. Swim each day well into the evening when your swimming pool is heated with an EnergyLine Pro Heat Pump by Hayward®.

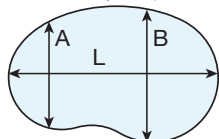


Smart Temp
Wi-Fi Module
NOW AVAILABLE

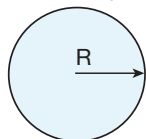
DEPENDABLE PERFORMANCE FOR A MORE PEACEFUL POOL

FOR YOUR SWIMMING POOL

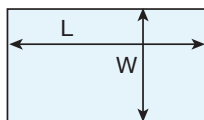
Determine your pool's surface area in square meters:



$$\text{Area} = (A+B) \times L \times .45$$



$$\text{Area} = R \times R \times 3.14$$



$$\text{Area} = L \times W$$

In the second table below, locate the surface area that is equal to, or just greater than, the pool's surface area. This is the EnergyLine Pro Heat Pump model that will fit the selected area.

For indoor pool installations, divide the pool's surface area by 3.

MODEL	HEATING CAPACITY* (KW)	C.O.P	ELECTRICAL CONNECTION	VOLTAGE HERTZ/PHASE	CIRCUIT AMPS	DIAMETER (W X D)	HEIGHT (MM)	PKG UNIT WEIGHT (KG)	NOISE LEVEL (DBA)
ENP2M9A	9	4.5	Plug & Play	240 50/1	8.4	1025 X 455	660	61	54
ENP3M13A	13	5.5	Hard Wired	240 50/1	11.6	1140 X 470	875	80	56
ENP6M21A	21	5.5	Hard Wired	240 50/1	17.5	1140 X 470	875	110	56

*Value at +/- 5% under the following conditions: Exterior temperature = 24°C / RH = 71% / Water inflow temperature = 26 °C / ΔT water 2 °C. According to the NF 414 standard.

Features and benefits:

- **Choice of 9, 13 or 21kW heating capacity***

Wide range to suit most pool sizes

- **Cooling mode**

To lower water temperatures in warmer climates

- **Extremely quiet operation**

To make your casual evenings more relaxing

- **Digital touch pad**

With full display and programmable timer

- **Highly Efficient**


Due to durable titanium heat exchanger



Smart Temp Wi-Fi Module
NOW AVAILABLE

Manage your EnergyLine Pro Heat Pump remotely, via tablet or smartphone. Check or change the temperature of your pool, program operating times or even change the mode. Available to purchase separately:

1H-HW310254



Extend your swimming pool season:

POOL AREA (M ²)	QLD/NT	NSW/ACT	VIC/TAS/SA/NZ	WA
25	9A	9A	13A	9A
40	13A	13A	21A	13A
65	21A	21A	NA	21A

Heat pump sizing table is based on pool that is covered for 12 hours/day, a 10°C temperature rise, 5½ kph average wind velocity, an average seven month summer pool season and an elevation of up to 610 metres above sea level.



To take a closer look at Hayward Heating or other Hayward® products, go to www.hayward-pool.com.au or call 1300 POOLS1



PO Box 4384 | Dandenong South, VIC, 3164



Hayward, Totally Hayward, Summit, EUS and Energy Solutions are registered trademarks of Hayward Industries, Inc.
© 2014 Hayward Industries, Inc.



30-LTBR-H001